





















23 200m Breaststroke Women Final

















Official

☰ Entries
☰ Heats
🏆 Summary
📄

Total
13 years
14 years
15 years
16 and older

Rank	Competitor	Age	Club	RT	PTS	Result
1	D'Ath Nicola	15	St Peter's S...	0.65		2:50.88 -7.18 Entry: 2:58.06
	25m: 17.12	50m: 38.67 (21.55)	75m: 1:01.92 (23.25)			
	100m: 1:23.83 (21.91)	125m: 1:45.31 (21.48)	150m: 2:07.18 (21.87)			
	175m: 2:29.24 (22.06)	200m: 2:50.88 (21.64)				
2	Singleton Alahna	17	Ice Breaker ...	0.74		2:52.39 -5.23 Entry: 2:57.62
	25m: 17.80	50m: 38.65 (20.85)	75m: 1:00.37 (21.72)			
	100m: 1:22.53 (22.16)	125m: 1:44.83 (22.30)	150m: 2:07.44 (22.61)			
	175m: 2:29.91 (22.47)	200m: 2:52.39 (22.48)				
3	Child Imogen	13	North Shor...	0.66		2:52.60 -20.56 Entry: 3:13.16
	25m: 18.06	50m: 39.15 (21.09)	75m: 1:00.61 (21.46)			
	100m: 1:22.69 (22.08)	125m: 1:44.99 (22.30)	150m: 2:07.95 (22.96)			
	175m: 2:30.17 (22.22)	200m: 2:52.60 (22.43)				
4	Evans Isabella	16	Pukekohe S...	0.68		2:54.31 -2.00 Entry: 2:56.31
	25m: 17.69	50m: 38.13 (20.44)	75m: 59.57 (21.44)			
	100m: 1:21.86 (22.29)	125m: 1:44.72 (22.86)	150m: 2:08.17 (23.45)			
	175m: 2:31.69 (23.52)	200m: 2:54.31 (22.62)				
5	Ramsay Ella	17	Matamata ...	0.70		2:56.24 +3.61 Entry: 2:52.63
	25m: 18.36	50m: 39.71 (21.35)	75m: 1:01.75 (22.04)			
	100m: 1:24.84 (23.09)	125m: 1:47.32 (22.48)	150m: 2:10.65 (23.33)			
	175m: 2:33.08 (22.43)	200m: 2:56.24 (23.16)				
6	Alderton Samantha	14	St Paul's S...	0.71		2:56.33 -10.56 Entry: 3:06.89
	25m: 18.73	50m: 40.07 (21.34)	75m: 1:01.64 (21.57)			
	100m: 1:23.87 (22.23)	125m: 1:46.03 (22.16)	150m: 2:09.57 (23.54)			
	175m: 2:32.96 (23.39)	200m: 2:56.33 (23.37)				
7	Strombeck Tannah	15	North Shor...	0.72		2:57.13 -2.83 Entry: 2:59.96
	25m: 18.29	50m: 40.20 (21.91)	75m: 1:02.84 (22.64)			
	100m: 1:25.62 (22.78)	125m: 1:48.57 (22.95)	150m: 2:11.67 (23.10)			
	175m: 2:34.48 (22.81)	200m: 2:57.13 (22.65)				
8	Kemp Ayla	15	Tasman Swi...	0.74		2:57.23 +0.36 Entry: 2:56.87
	25m: 17.65	50m: 38.76 (21.11)	75m: 1:00.61 (21.85)			
	100m: 1:23.48 (22.87)	125m: 1:46.41 (22.93)	150m: 2:09.92 (23.51)			
	175m: 2:33.24 (23.32)	200m: 2:57.23 (23.99)				
9	Kudaudage Onithi	16	St Paul's S...	0.76		2:57.31 -4.22 Entry: 3:01.53
	25m: 17.67	50m: 38.63 (20.96)	75m: 1:00.71 (22.08)			

	100m: 1:23.70 (22.99) 175m: 2:33.51 (23.19)	125m: 1:46.73 (23.03) 200m: 2:57.31 (23.80)	150m: 2:10.32 (23.59)		
10	 Simpson-Foster Samantha	14	 North Shore...	0.81	2:59.86 -7.60 Entry: 3:07.46
	25m: 19.07 100m: 1:26.68 (23.05) 175m: 2:36.49 (23.53)	50m: 41.07 (22.00) 125m: 1:49.73 (23.05) 200m: 2:59.86 (23.37)	75m: 1:03.63 (22.56) 150m: 2:12.96 (23.23)		
11	 Green Riley	14	 Pukekohe S...	0.63	2:59.96 -9.52 Entry: 3:09.48
	25m: 18.09 100m: 1:25.54 (23.45) 175m: 2:36.22 (23.22)	50m: 39.60 (21.51) 125m: 1:49.09 (23.55) 200m: 2:59.96 (23.74)	75m: 1:02.09 (22.49) 150m: 2:13.00 (23.91)		
12	 Kiuru Elli	13	 Alexandra ...	0.74	2:59.99 -8.42 Entry: 3:08.41
	25m: 18.23 100m: 1:25.78 (23.53) 175m: 2:37.38 (23.89)	50m: 39.79 (21.56) 125m: 1:49.38 (23.60) 200m: 2:59.99 (22.61)	75m: 1:02.25 (22.46) 150m: 2:13.49 (24.11)		
13	 Hancock Lexi	15	 Stratford Fl...	0.68	3:02.45 -3.10 Entry: 3:05.55
	25m: 18.54 100m: 1:27.51 (23.23) 175m: 2:38.54 (23.80)	50m: 41.02 (22.48) 125m: 1:50.71 (23.20) 200m: 3:02.45 (23.91)	75m: 1:04.28 (23.26) 150m: 2:14.74 (24.03)		
14	 Farmiloe Alexis	13	 Whangarei ...	0.76	3:03.88 -9.36 Entry: 3:13.24
	25m: 18.90 100m: 1:27.19 (24.00) 175m: 2:40.05 (24.30)	50m: 40.77 (21.87) 125m: 1:51.31 (24.12) 200m: 3:03.88 (23.83)	75m: 1:03.19 (22.42) 150m: 2:15.75 (24.44)		
15	 Linyard Nia	14	 Tasman Swi...	0.75	3:04.32 -4.91 Entry: 3:09.23
	25m: 18.34 100m: 1:27.19 (23.53) 175m: 2:40.16 (24.47)	50m: 40.38 (22.04) 125m: 1:51.28 (24.09) 200m: 3:04.32 (24.16)	75m: 1:03.66 (23.28) 150m: 2:15.69 (24.41)		
16	 Clements Ella	15	 Waimea Sw...	0.82	3:04.38 -2.27 Entry: 3:06.65
	25m: 18.58 100m: 1:27.35 (23.68) 175m: 2:39.96 (24.41)	50m: 40.69 (22.11) 125m: 1:51.27 (23.92) 200m: 3:04.38 (24.42)	75m: 1:03.67 (22.98) 150m: 2:15.55 (24.28)		
17	 Ponder Lawsyn	14	 Pukekohe S...	0.68	3:04.58 -4.79 Entry: 3:09.37
	25m: 18.16 100m: 1:25.61 (23.28) 175m: 2:39.69 (24.96)	50m: 39.50 (21.34) 125m: 1:50.10 (24.49) 200m: 3:04.58 (24.89)	75m: 1:02.33 (22.83) 150m: 2:14.73 (24.63)		
18	 Stewart Symi	13	 Swim Rotorua	0.64	3:06.63 -5.02 Entry: 3:11.65
	25m: 18.79 100m: 1:31.47 (24.97) 175m: 2:43.47 (23.99)	50m: 42.23 (23.44) 125m: 1:55.62 (24.15) 200m: 3:06.63 (23.16)	75m: 1:06.50 (24.27) 150m: 2:19.48 (23.86)		
19	 Henderson Brooke	13	 Waitaha Sw...	0.79	3:06.71 -4.08 Entry: 3:10.79
	25m: 19.26 100m: 1:29.65 (24.34) 175m: 2:43.25 (24.03)	50m: 41.96 (22.70) 125m: 1:54.55 (24.90) 200m: 3:06.71 (23.46)	75m: 1:05.31 (23.35) 150m: 2:19.22 (24.67)		

20	 Strydom Sulize	13	 Pukekohe S...	0.78	3:06.98 -4.08 Entry: 3:11.06
	25m: 18.79	50m: 40.43 (21.64)	75m: 1:03.77 (23.34)		
	100m: 1:28.01 (24.24)	125m: 1:52.77 (24.76)	150m: 2:17.86 (25.09)		
	175m: 2:42.26 (24.40)	200m: 3:06.98 (24.72)			
21	 Fukac Viktorie	14	 Pirates Swi...	0.76	3:07.19 +0.75 Entry: 3:06.44
	25m: 18.72	50m: 40.26 (21.54)	75m: 1:02.80 (22.54)		
	100m: 1:26.21 (23.41)	125m: 1:50.63 (24.42)	150m: 2:15.75 (25.12)		
	175m: 2:41.68 (25.93)	200m: 3:07.19 (25.51)			
22	 Spooner Khloe	13	 Selwyn Swi...	0.81	3:10.25 -1.97 Entry: 3:12.22
	25m: 20.24	50m: 43.54 (23.30)	75m: 1:07.89 (24.35)		
	100m: 1:32.52 (24.63)	125m: 1:57.36 (24.84)	150m: 2:21.95 (24.59)		
	175m: 2:46.43 (24.48)	200m: 3:10.25 (23.82)			
23	 Sherwin Olivia	15	 Kiwi West A...	0.86	3:10.72 +11.92 Entry: 2:58.80
	25m: 19.57	50m: 43.13 (23.56)	75m: 1:07.12 (23.99)		
	100m: 1:31.46 (24.34)	125m: 1:56.11 (24.65)	150m: 2:21.13 (25.02)		
	175m: 2:45.53 (24.40)	200m: 3:10.72 (25.19)			
24	 Miller Kaylee	13	 Ice Breaker ...	0.72	3:12.35 +0.64 Entry: 3:11.71
	25m: 18.63	50m: 41.80 (23.17)	75m: 1:06.18 (24.38)		
	100m: 1:31.54 (25.36)	125m: 1:57.72 (26.18)	150m: 2:23.46 (25.74)		
	175m: 2:48.69 (25.23)	200m: 3:12.35 (23.66)			
25	 Groot Elise	13	 Swim Timaru	0.82	3:14.76 +1.23 Entry: 3:13.53
	25m: 19.99	50m: 43.71 (23.72)	75m: 1:08.69 (24.98)		
	100m: 1:33.88 (25.19)	125m: 1:59.06 (25.18)	150m: 2:24.62 (25.56)		
	175m: 2:50.03 (25.41)	200m: 3:14.76 (24.73)			
26	 Warmenhove Kayla	13	 Hawera Swi...	0.70	3:14.78 +5.52 Entry: 3:09.26
	25m: 18.87	50m: 41.59 (22.72)	75m: 1:04.45 (22.86)		
	100m: 1:29.15 (24.70)	125m: 1:54.51 (25.36)	150m: 2:20.97 (26.46)		
	175m: 2:47.96 (26.99)	200m: 3:14.78 (26.82)			
-	 Neo Jazlyn	15	 Howick Pak...	0.71	DSQ